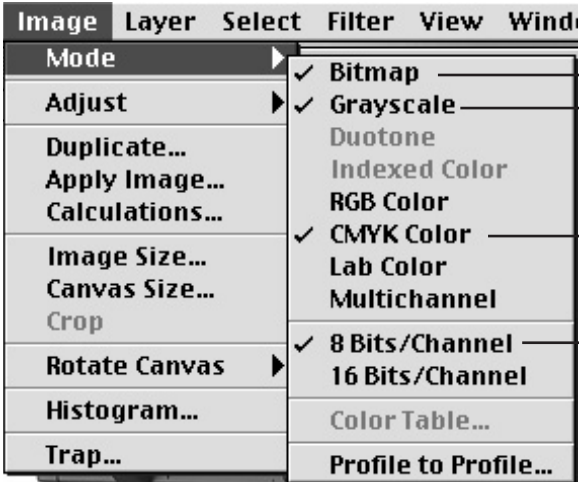


PHOTOSHOP - SAVING FILES



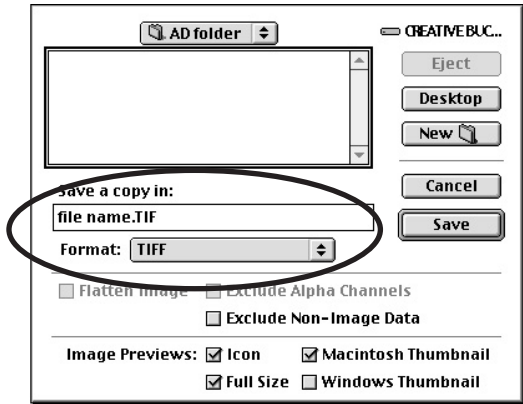
Acceptable image modes in Photoshop

Bitmap - for all black and white line art file images
 Grayscale - for all halftone file images

CMYK Color - for all full-color files

Correct bits per channel

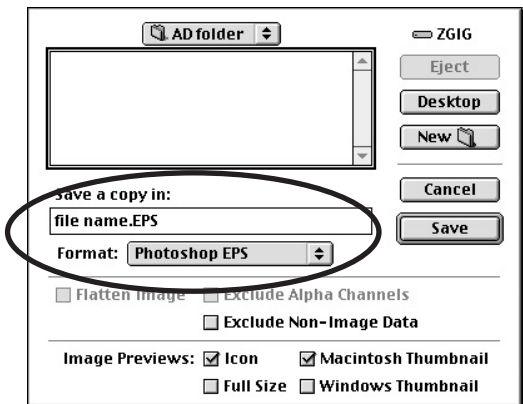
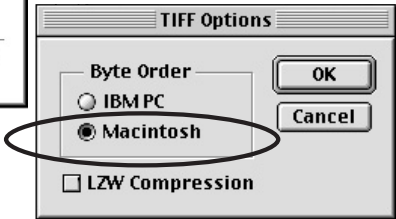
ALL RGB files MUST BE CONVERTED to CMYK Color to separate correctly.



Saving Bitmap files

Select FILE - select SAVE AS
 Save as a TIFF format
 Click SAVE

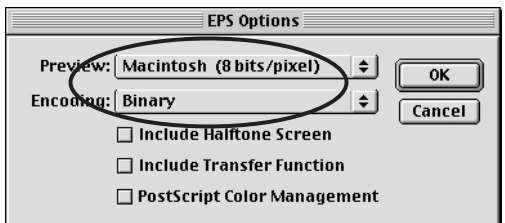
Select Byte Order - Macintosh
 Uncheck - LZW Compression
 Click OK



Saving Grayscale and CMYK files

Select FILE - select SAVE AS
 Save as a Photoshop EPS format
 Click SAVE

Select Preview - Macintosh (8 bits/pixel)
 Select Encoding - Binary
 Uncheck: Include Halftone Screen
 Included Transfer Function
 Postscript Color Management
 Click OK



If you have questions please contact:

Digital Department
 1901 Fish Hatchery Rd.
 Madison, Wisconsin 53713
Phone: 608-252-6260
email address: prepress@capitalnewspapers.com